

DOMETIC **REFRIGERATION** **HIPRO**



A30, A40, C40, C60, N30, N40

EN	Minibar
	Short Operating Manual..... 3

Copyright

© 2025 Dometic Group. The visual appearance of the contents of this manual is protected by copyright and design law. The underlying technical design and the products contained herein may be protected by design, patent or pending patent. The trademarks mentioned in this manual belong to Dometic Sweden AB. All rights are reserved.

English

Please read these instructions carefully and follow all instructions, guidelines, and warnings included in this product manual in order to ensure that you install, use, and maintain the product properly at all times. These instructions **MUST** stay with this product.

By using the product, you hereby confirm that you have read all instructions, guidelines, and warnings carefully and that you understand and agree to abide by the terms and conditions as set forth herein. You agree to use this product only for the intended purpose and application and in accordance with the instructions, guidelines, and warnings as set forth in this product manual as well as in accordance with all applicable laws and regulations. A failure to read and follow the instructions and warnings set forth herein may result in an injury to yourself and others, damage to your product or damage to other property in the vicinity. This product manual, including the instructions, guidelines, and warnings, and related documentation, may be subject to changes and updates. For up-to-date product information, please visit documents.dometic.com.

2 Explanation of symbols

A signal word will identify safety messages and property damage messages, and also will indicate the degree or level of hazard seriousness.



DANGER!

Indicates a hazardous situation that, if not avoided, will result in death or serious injury.



WARNING!

Indicates a hazardous situation that, if not avoided, could result in death or serious injury.



CAUTION!

Indicates a hazardous situation that, if not avoided, could result in minor or moderate injury.



NOTICE!

Indicates a situation that, if not avoided, can result in property damage.



NOTE Supplementary information for operating the product.

3 Safety instructions

General safety



WARNING! Electrocution hazard

- > Ensure that the minibar has been installed by a qualified technician in accordance with the Dometic installation manual.
- > Do not operate the minibar if it is visibly damaged.
- > If this minibar's power cable is damaged, it must be replaced by the manufacturer, a service agent or a similarly qualified person in order to prevent safety hazards.
- > This minibar may only be repaired by qualified personnel. Inadequate repairs may cause serious hazards.
- > When positioning the minibar, ensure the supply cord is not trapped or damaged.
- > Do not locate multiple portable socket-outlets or portable power supplies at the rear of the device.

- > Plug the device to sockets that ensure proper connection especially when the device needs to be grounded.

**WARNING! Fire hazard**

- > The refrigerant in the refrigerant circuit is highly flammable and in the event of a leakage combustible gases could build up if the appliance is in a small room. In the event of any damage to the refrigerant circuit:
 - Keep naked flames and potential ignition sources away from the minibar.
 - Ventilate the room well.
 - Switch off the minibar.
- > **For minibars with R600a refrigerant:**
 - The refrigeration circuit contains a small quantity of an environmentally friendly but flammable refrigerant. It does not damage the ozone layer and does not increase the greenhouse effect. Any leaking refrigerant may ignite.
 - Do not use or store the minibar in confined spaces with none or minimal air flow.
 - Keep the installation recess for the minibar free of any electrical components and light sources which during normal or abnormal operation produce sparks or arcs (i.e. relays or fuse boxes).
- > Keep the ventilation openings on the device housing or in installations free of obstructions.
- > Do not use any mechanical objects or other means to speed up the defrosting process, other than those recommended by the manufacturer.
- > Do not open or damage the refrigerant circuit.
- > Do not use electrical devices inside the minibar unless they are recommended by the manufacturer for that purpose.

**WARNING! Explosion hazard**

Do not store any explosive substances, such as spray cans with propellants, in the minibar.

**WARNING! Health hazard**

- > **For versions with absorption cooling:** Never open the absorber unit. It is under high pressure and can cause injury if it is opened.
- > This device is not intended for use by persons (including children) with reduced physical, sensory or mental capabilities, or lack of experience and knowledge, unless they have been given supervision or instruction concerning use of the device by a person responsible for their safety.
- > Children must be supervised to ensure that they do not play with the minibar.
- > Cleaning and user maintenance may not be carried out by unsupervised children.
- > Children aged from 3 to 8 years are allowed to load and unload the minibar.

**CAUTION! Risk of crushing**

Do not put your fingers into the hinge.

**CAUTION! Health hazard**

Foodstuff may only be stored in its original packaging or in suitable containers.

**NOTICE! Damage hazard**

- > Check that the voltage specification on the data plate is the same as that of the power supply.
- > Insufficient air flow results in a shortened lifespan and a reduced cooling performance. Observe the minimum spacings when installing the minibar to furniture (refer to the installation manual).
- > Keep the condensate drain clean at all times.

- > Only carry the minibar upright.



WARNING! Hazard due to unprofessional maintenance

It is hazardous for anyone other than an Authorized Service Person to service this appliance. In Queensland the authorized Service Person MUST hold a Gas Work Authorization for hydrocarbon refrigerants to carry out servicing or repairs where the gas system is being opened or charged.

Operating the device safely



DANGER! Electrocutation hazard

Do not touch exposed cables with your bare hands.



CAUTION! Electrocutation hazard

Before starting the minibar, ensure that the power supply line and the plug are dry.



CAUTION! Health hazard

- > Ensure only to put items in the minibar which may be chilled at the selected temperature.
- > Food may only be stored in its original packaging or in suitable containers.
- > Opening the door for long periods can cause significant increase of the temperature in the compartments of the minibar.
- > Clean regularly surfaces that can come in contact with food and accessible drainage systems.
- > If the minibar is left empty for long periods:
 - Switch off the minibar.
 - Defrost the minibar.
 - Clean and dry the minibar.
 - Leave the door open to prevent mold developing within the minibar.



NOTICE! Damage hazard

- > Do not place the minibar near naked flames or other heat sources (heaters, direct sunlight, gas ovens etc.).
- > Ensure that the ventilation vents are not covered.
- > Never immerse the minibar in water.
- > Protect the minibar and the cable against heat and moisture.
- > Ensure that foodstuffs do not touch the walls of the cooling area.

4 Related documents



Find the detailed operating manual online at qr.dometic.com/bdz1X9.

5 Intended use

The refrigeration appliance (also referred to as minibar) is intended for cooling and storing beverages and food in closed containers.

The minibar is designed for operation on cruise liners or to be used in household and similar applications such as:

- Staff kitchens in stores, offices and other working environments
- Farmhouses
- Hotels, motels and other residential type environments
- Bed and breakfast type environments
- Catering and similar non-retail applications

The minibar is **not** designed for installation in caravans or motor homes.

The minibar is suitable either as a built-in appliance or as a freestanding refrigeration appliance. Refer to the installation instructions.

The minibar is **not** suitable for

- Storage of corrosive, caustic or solvent-containing substances
- Storage of fresh foods and medicine
- Deep-freezing of foodstuff

This product is only suitable for the intended purpose and application in accordance with these instructions.

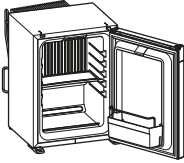
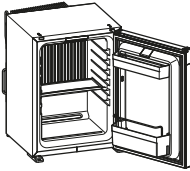
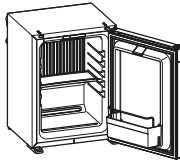
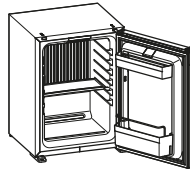
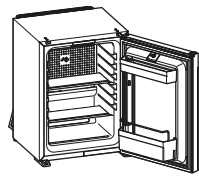
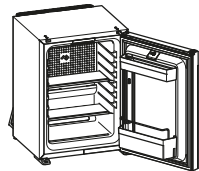
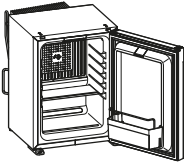
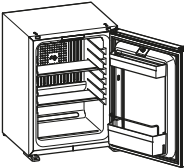
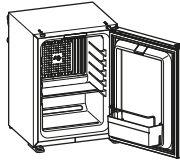
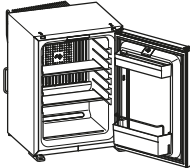
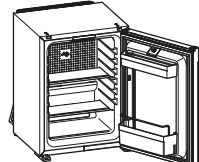
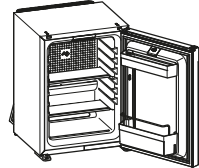
This manual provides information that is necessary for proper installation and/or operation of the product. Poor installation and/or improper operation or maintenance will result in unsatisfactory performance and a possible failure.

The manufacturer accepts no liability for any injury or damage to the product resulting from:

- Incorrect installation, assembly or connection, including excess voltage
- Incorrect maintenance or use of spare parts other than original spare parts provided by the manufacturer
- Alterations to the product without express permission from the manufacturer
- Use for purposes other than those described in this manual


Dometic reserves the right to change product appearance and product specifications.

6 Operation

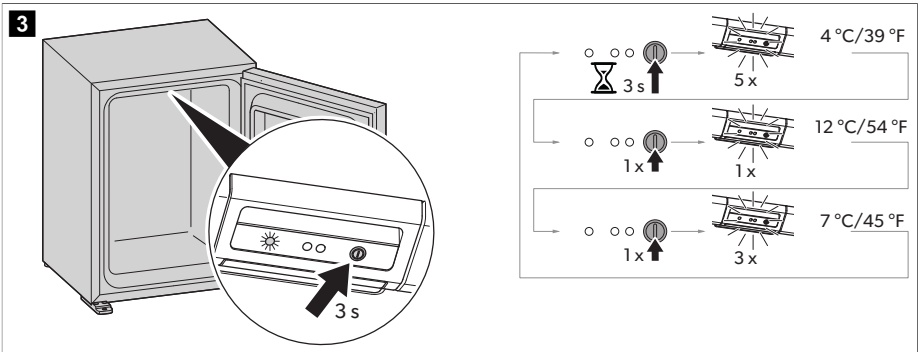
1
MODELS
A30S1, A30P1, A30G1

A40S1, A40P1, A40G1

**Alpha
N30S1, N30P1, N30G1**

N40S1, N40P1, N40G1

C40S1, C40P1, C40G1

C60S1, C60G1

A30S2, A30P2, A30G2

A40S2, A40P2, A40G2

**Evolution
N30S2, N30P2, N30G2**

N40S2, N40P2, N40G2

C40S2, C40P2, C40G2

C60S2, C60G2


Proceed as shown:

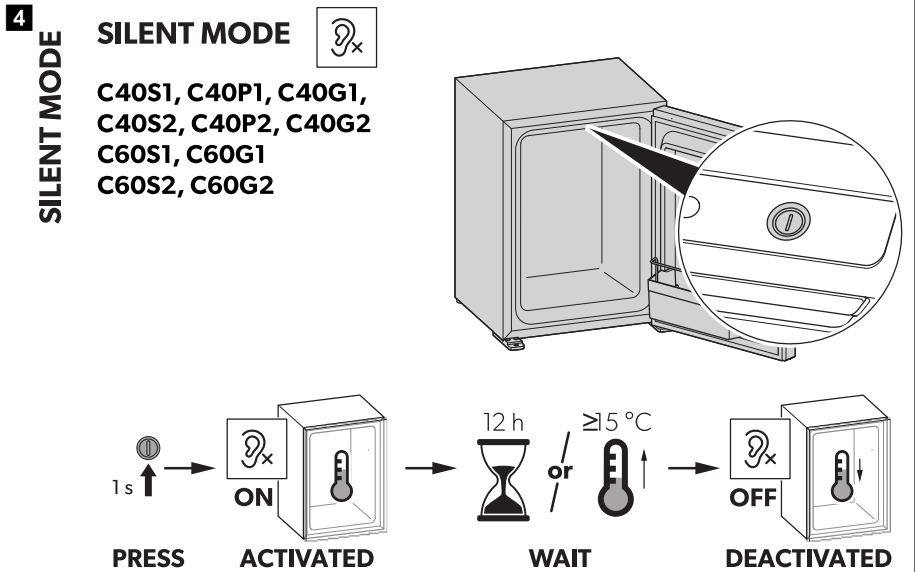
> Switching on:  Fig. 2 on page 8



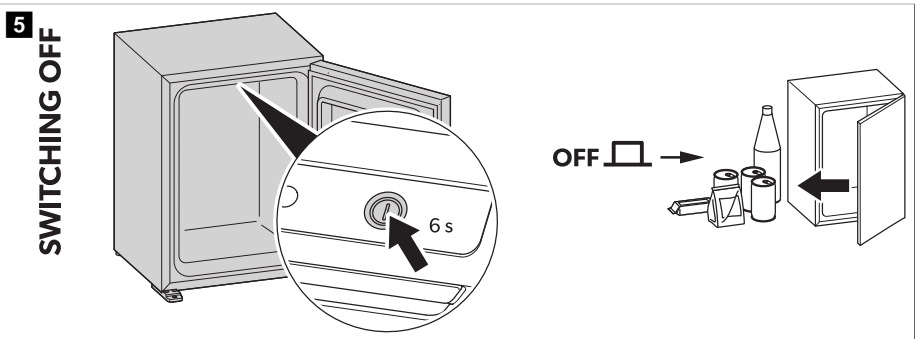
> Setting the temperature:  Fig. 3 on page 8



- > Setting the silent mode (standby) (only for C40S1, C40S2, C40P1, C40P2, C40G1, C40G2, C60S1, C60S2, C60G1, C60G2 with compressor cooling):  Fig. 4 on page 9



- > Switching off:  Fig. 5 on page 9



7 Disposal



WARNING! Fire hazard

- > The refrigerant is highly flammable. Do not open or damage the refrigerant circuit.
- > The insulation of the device contains an insulating gas (see data plate). Do not damage the insulation.



Recycling packaging material: Place the packaging material in the appropriate recycling waste bins wherever possible.



Recycling products with non-replaceable batteries, rechargeable batteries, or light sources:

- If the product contains any non-replaceable batteries, rechargeable batteries, or light sources, you don't have to remove them before disposal.
- If you wish to finally dispose of the product, ask your local recycling center or specialist dealer for details about how to do this in accordance with the applicable disposal regulations.

8 Warranty

If the product does not work as it should, please contact your retailer or the manufacturer's branch in your country (see dometic.com/dealer). The warranty applicable to your product is 2 year(s).

For repair and warranty processing, please include the following documents when you send in the device:

- A copy of the receipt with purchasing date
- A reason for the claim or description of the fault

Note that self-repair or nonprofessional repair can have safety consequences and might void the warranty.

Australia only

Our goods come with guarantees that cannot be excluded under the Australian Consumer Law. You are entitled to a replacement or refund for a major failure and for compensation for any other reasonably foreseeable loss or damage. You are also entitled to have the goods repaired or replaced if the goods fail to be of acceptable quality and the failure does not amount to a major failure.

New Zealand only

This warranty policy is subject to the conditions and guarantees which are mandatory as implied by the Consumer Guarantees Act 1993(NZ).

Local support

Please find local support at the following link address: dometic.com/dealer



dometic.com

YOUR LOCAL DEALER

dometic.com/dealer

YOUR LOCAL SUPPORT

dometic.com/contact

YOUR LOCAL SALES OFFICE

dometic.com/sales-offices
